

# Low-frequency, intrinsically safe accelerometer







## 787-500-IS

### SPECIFICATIONS

<b>Sensitivity, <math>\pm 5\%</math>, 25°C</b>		500 mV/g
<b>Acceleration range, VDC &gt; 22 V</b>		10 g peak
<b>Amplitude nonlinearity</b>		1%
<b>Frequency response<sup>1</sup>:</b>	$\pm 10\%$	0.5 - 5,000 Hz
	$\pm 3$ dB	0.2 - 10,000 Hz
<b>Resonance frequency</b>		22 kHz
<b>Transverse sensitivity, max</b>		5% of axial
<b>Temperature response:</b>	-20°C	-10%
	+120°C	+10%
<b>Power requirement:</b>	<b>Voltage source</b>	18 - 28 VDC
	<b>Current regulating diode</b>	2 - 10 mA
<b>Electrical noise, equiv. g<sup>1</sup>:</b>		
<b>Broadband</b>	<b>2.5 Hz to 25 kHz</b>	250 $\mu$ g
<b>Spectral</b>	<b>10 Hz</b>	2.5 $\mu$ g/ $\sqrt$ Hz
	<b>100 Hz</b>	1.5 $\mu$ g/ $\sqrt$ Hz
	<b>1,000 Hz</b>	1.5 $\mu$ g/ $\sqrt$ Hz
<b>Output impedance, max</b>		100 $\Omega$
<b>Bias output voltage</b>		12 VDC
<b>Grounding</b>		case isolated, internally shielded
<b>Temperature range</b>		-50° to +120°C
<b>Vibration limit</b>		500 g peak
<b>Shock limit</b>		5,000 g peak
<b>Electromagnetic sensitivity, equiv. g, max</b>		70 $\mu$ g/gauss
<b>Sealing</b>		hermetic
<b>Base strain sensitivity, max</b>		0.0002 g/ $\mu$ strain
<b>Sensing element design</b>		PZT, shear
<b>Weight</b>		145 grams
<b>Case material</b>		316L stainless steel
<b>Mounting</b>		1/4-28 captive hex head screw, 0.046" diameter safety wire hole
<b>Output connector</b>		2 pin, MIL-C-5015 style
<b>Mating connector</b>		R6 type
<b>Recommended cabling</b>		J9T2B

**Note:** <sup>1</sup> Frequency response limits, spectral and noise values are typical.  
**Accessories supplied:** 1/4-28 captive hex head screw; calibration data (level 2)

### CERTIFICATIONS

	Class I, Div 1 Groups A, B, C, D		II 1 G	
	Class II, Div 1 Groups E, F, G		Ex ia IIC T4 Ga	
	Class III		Ta = -50°C to 120°C	
	Class I Zone 0 AEx/Ex ia IIC T4		Ta = -50°C to 120°C	

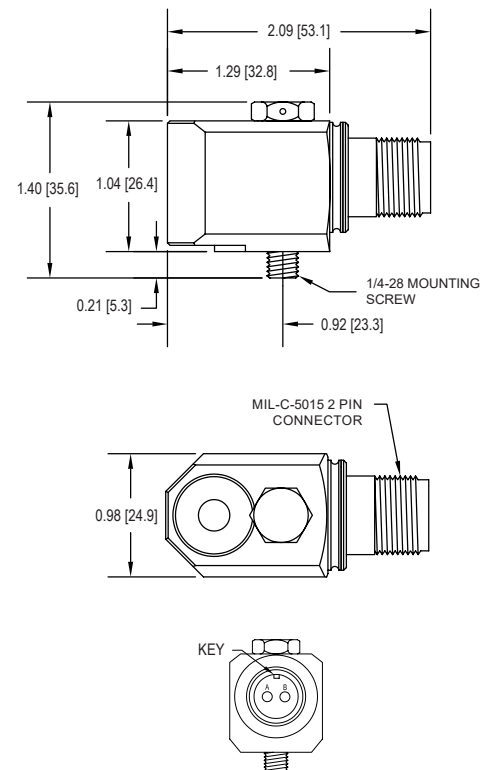
Must be installed per document 12879. For application in explosive atmospheres caused by gases, vapours or mists and where the use of apparatus of category 1G is required, electrostatic charges on the cable and non-metallic parts of the enclosure shall be avoided. The ambient temperature range for these applications is -40°C to +80°C.

**Note:** Due to continuous process improvement, specifications are subject to change without notice.  
 This document is cleared for public release.



### Key features

- Hazardous area certified - intrinsically safe
- High sensitivity
- Extended low frequency response
- Manufactured in ISO 9001 facility



Connections	
Function	Connector pin
power/signal	A
common	B
ground	shell